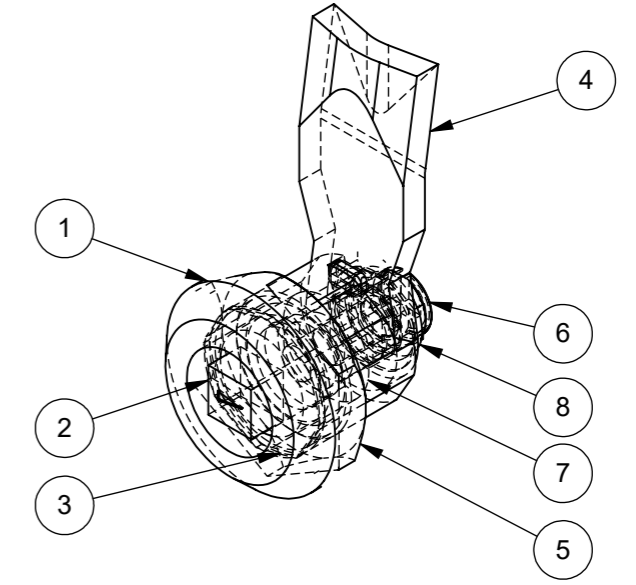
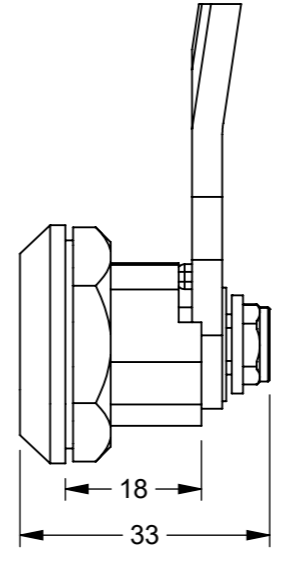
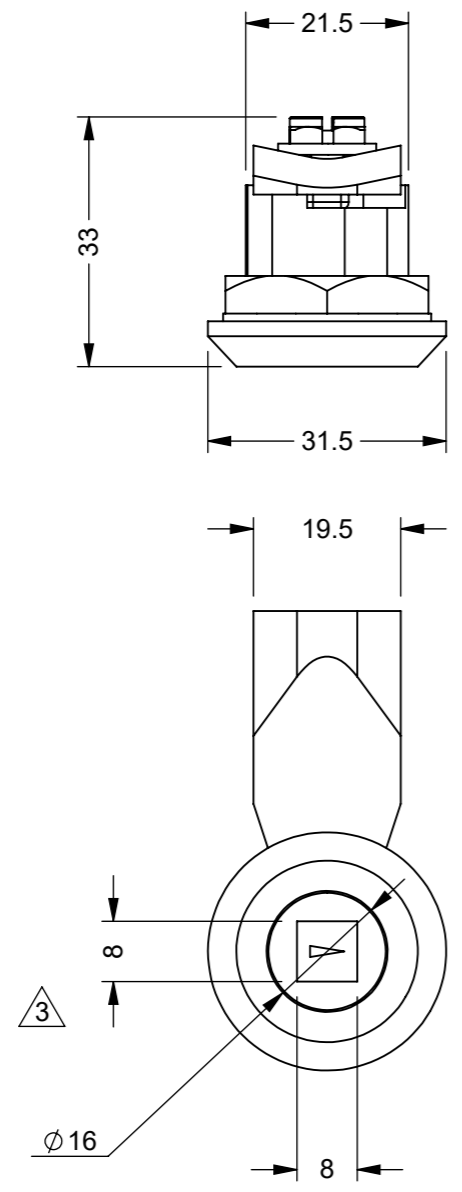


IF IN DOUBT ASK

ITEM NO.	PART NUMBER	DESCRIPTION	QTY.
5	5000-818-1	ZINC DIE-CAST HOUSING - CHROME PLATED	1
2	5000-818-2	ZINC DIE-CAST SQUARE - CHROME PLATED	1
3	5000-818-3	RUBBER NBR GASKET	1
4	5000-818-4	M/STEEL CAM - ZINC PLATED	1
5	5000-818-5	ZINC DIE-CAST NUT - SELF-COLOUR	1
6	5000-818-6	M/STEEL M6 SCREW - ZINC PLATED	1
7	5000-818-7	RUBBER NBR O RING - BLACK	1
8	5000-818-8	STAINLESS STEEL 304 WASHER	1



ZONE	REV.	DESCRIPTION	DATE	APPROVED
D7	3	SQUARE OREINTATION CORRECTED	22/09/2023	U.F

REVISIONS

TOLERANCES			
0.5 - 6	= ±0.1mm	SURFACE FINISH	1.6µm Ra
6 - 30	= ±0.2 mm	FILLET RADII	0.5 TO 1.0
30 - 120	= ±0.3 mm	SQUARENESS	0.05 IN 25
120 - 400	= ±0.5 mm	PARALLELISM	0.05 IN 25
400 - 1000	= ±0.8 mm	RUNOUT	0.1
1000 - 2000	= ±1.2 mm	ANGLES	±0.5°
2000 - 4000	= ±2.0 mm		

MATERIAL: SEE TABLE	DRAWN BY: UF	DESCRIPTION: QUARTER TURN LOCK			A3
MASS: 0.10	CHECKED BY: A.P	NUMBER: 5000-818	REVISION: 3	SHEET: 1 of 1	
FINISH: SEE TABLE	APPROVED BY: A.P	SCALE : PROPORTIONAL - DO NOT SCALE REF SCALE 1:1 WHEN PRINTED ON A3			
ORIGINATION DATE: 22/09/2023		PROJECTION 3rd ANGLE			

PROPRIETARY RIGHTS ARE INCLUDED IN THE INFORMATION DISCLOSED HEREIN. NEITHER THIS DOCUMENT NOR ANY INFORMATION DISCLOSED SHALL BE REPRODUCED, USED, TRANSFERRED TO OTHER DOCUMENTS, OR DISCLOSED TO OTHERS FOR ANY PURPOSE INCLUDING MANUFACTURING UNLESS SPECIFICALLY AUTHORISED IN WRITING  
REMOVE ALL SHARP EDGES AND BURRS  
PART FINISHING AND MARKING TO CESF001

